



# Dote Unica Lavoro Monitoraggio sintetico

16/05/2016

POR FSE 14-20



## OSSERVAZIONI

DALLA SETTIMANA PRECEDENTE SI E' VERIFICATO  
UN INCREMENTO DI 967 DOTI PER UN AMMONTARE  
TOTALE DI 1.596.192,32 €

### Fascia 1.

+ 199.701,40 € con incremento di 252 Doti

### Fascia 2.

+ 293.833,82 € con incremento di 213 Doti

### Fascia 3.

+ 635.184,56 € con incremento di 280 Doti

### Fascia 3Plus.

+ 366.608,80 € con incremento di 115 Doti

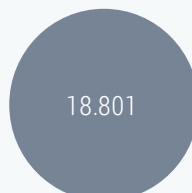
### Fascia 4.

+ 100.863,74 € con incremento di 107 Doti



**TOTALE PRENOTATO 29.165.209,25 €**

Importo prenotato su un finanziamento totale di 82.370.827,58 pari al 35,41%



**18.801**

Doti prenotate



**1.551,25€**

Valore medio della dote



**168**

Operatori accreditati coinvolti

## Prenotato per fascia



7,85%  
FASCIA 1

4.942.748,60 €



8,08%  
FASCIA 2

5.091.618,72 €



19,38%  
FASCIA 3

12.212.137,87 €

33,52%

Finanziamento totale  
63.000.000,00  
Ad oggi 22.246.505,19



47,89%  
FASCIA 3 PLUS

4.789.002,60 €

47,89%

Finanziamento totale 10.000.000,00



28,89%  
FASCIA 4

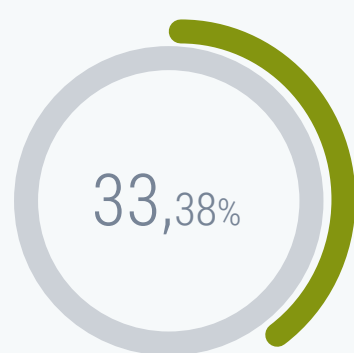
2.129.701,46 €

28,89%

Finanziamento totale 7.370.827,28

Budget di sostituzione: 2.000.000,00 non ancora utilizzato

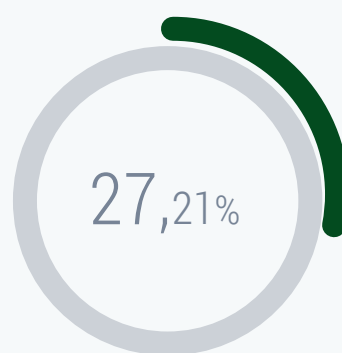
## Destinatarî per fascia



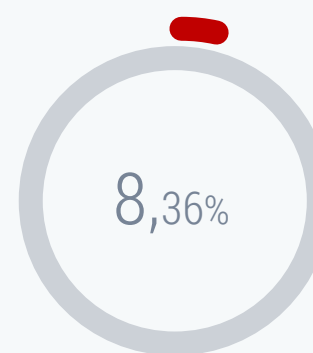
 6.275  
FASCIA 1



 3.638  
FASCIA 2



 5.115  
FASCIA 3

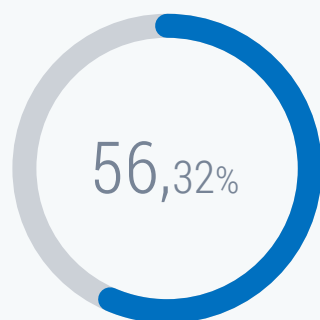


 1.571  
FASCIA 3PLUS

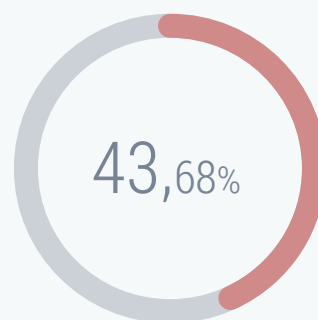


 2.202  
FASCIA 4

## Destinatarî per genere

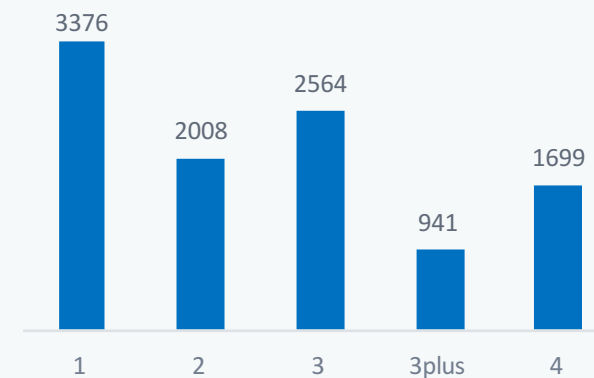


10.588  
MASCHI

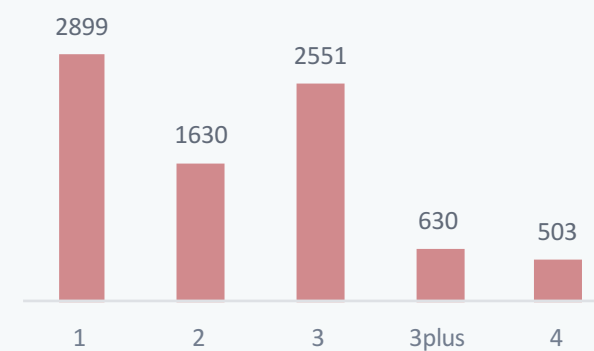


8.213  
FEMMINE

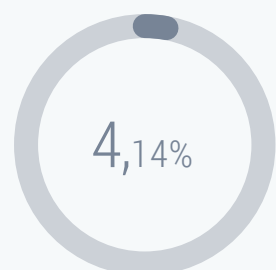
MASCHI PER FASCIA



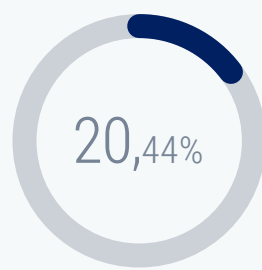
FEMMINE PER FASCIA



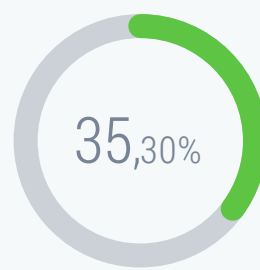
## Destinatari per età



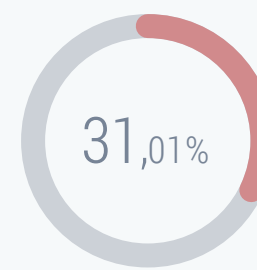
**778**  
Età 15-24



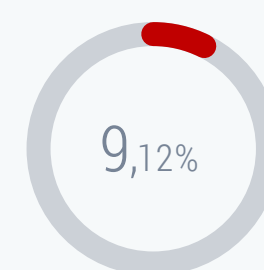
**3.842**  
Età 25-34



**6.637**  
Età 35-44




**5.830**  
Età 45-54

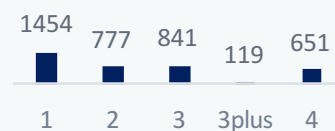


**1.714**  
Età >55

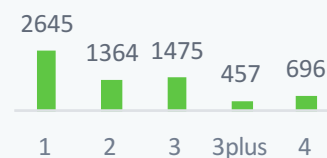
ETA' 15-24 PER FASCIA



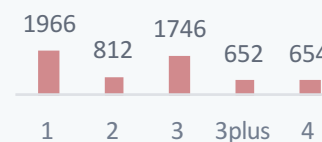
ETA' 25-34- PER FASCIA



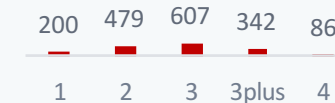
ETA' 35-44 PER FASCIA



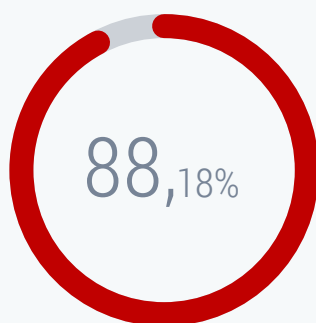
ETA' 45-54 PER FASCIA



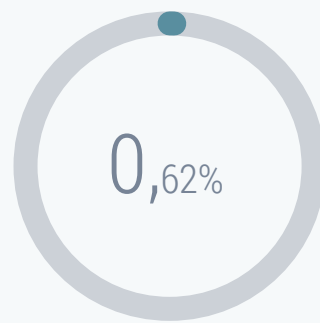
ETA' >55 PER FASCIA



## Destinatari per condizione occupazionale



 **16.578**  
DISOCCUPATI

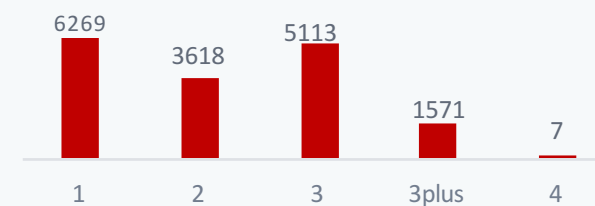


 **117**  
NON OCCUPATI

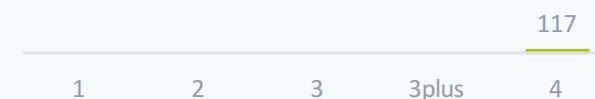


 **2.106**  
OCCUPATI


### DISOCCUPATI PER FASCIA



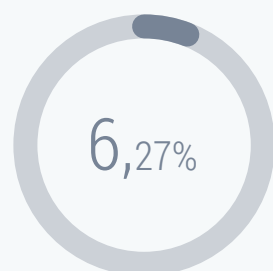
### NON OCCUPATI PER FASCIA



### OCCUPATI PER FASCIA

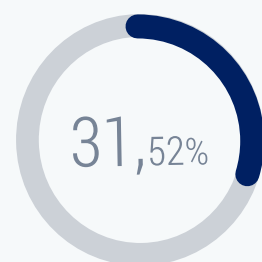


# Destinatari per titolo di studio



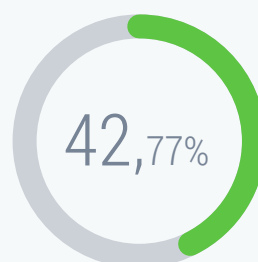
**1.178**  
ISCED 1

Scuola primaria



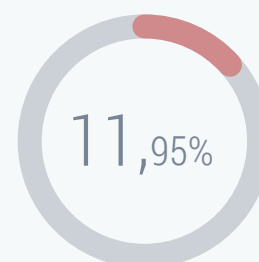
**5.927**  
ISCED 2

Scuola secondaria  
di primo grado



**8.041**  
ISCED 3

Scuola secondaria  
di secondo grado



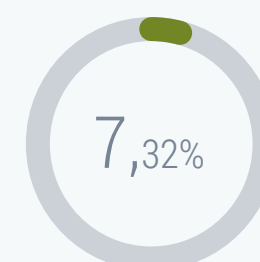
**2.247**  
ISCED 5

Laurea  
Laurea magistrale



**18**  
ISCED 6

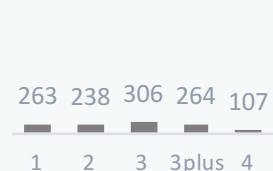
Dottorato di ricerca



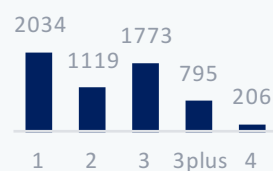
**1.390**  
ISCED ND

Non specificato

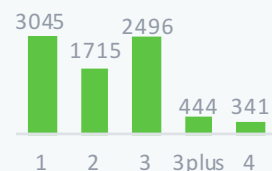
ISCED 1 PER FASCIA



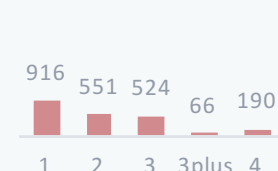
ISCED 2 PER FASCIA




ISCED 3 PER FASCIA



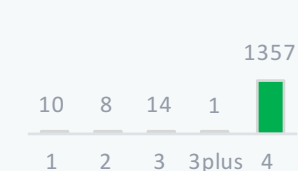
ISCED 5 PER FASCIA



ISCED 6 PER FASCIA



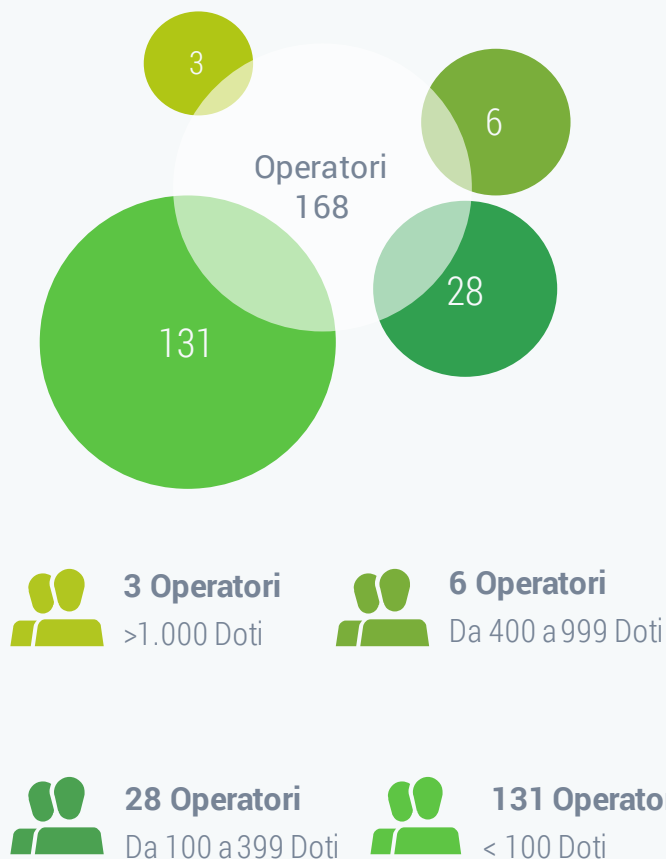
ISCED ND PER FASCIA





# Destinatari per Operatore

## OPERATORI TOP 10 PER IMPORTO PRENOTATO



Operatori	N. Doti	Prenotato	% SU TOT
APL	2950	3.754.077,88 €	12,87%
APL	1321	1.896.269,80 €	6,50%
APL	1296	1.561.909,00 €	5,36%
AFOL	597	1.244.736,14 €	4,27%
AFOL	690	1.182.792,38 €	4,06%
APL	805	1.013.381,08 €	3,47%
AFOL	527	871.515,40 €	2,99%
AFOL	385	716.395,08 €	2,46%
ALTRO	394	703.141,34 €	2,41%
ALTRO	328	689.782,94 €	2,37%